
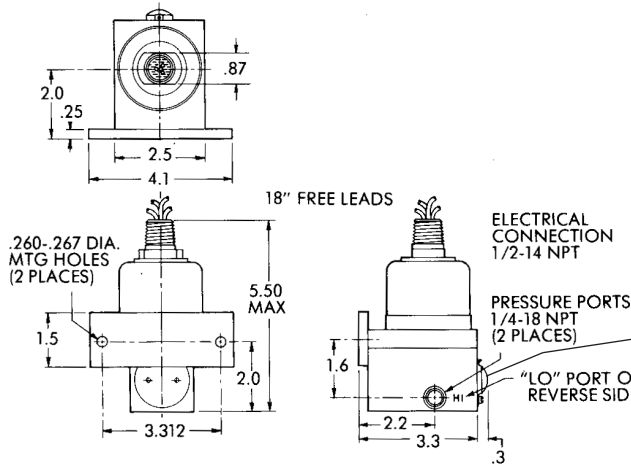


**INSTALLATION DRAWING**

673DE



**NOTE:**  
To adjust, loosen screw lift cap turn adj. screw clockwise to decrease setting.

SHIPPING WT.  
APPROX. 60 OZ.  
(1700 GRAMS)

Press. **2 to 60** psid

**SERIES:  
673DE**

**Standard Features:**

- U.L./CSA  
Explosion Proof: Div. 1, 2
- NEMA: 4, 7, 9, 13
- Fire Resistant  
Steel Body

**AMBIENT TEMP. RANGE**

- 30° to 160° F
- 34° to 71° C

**OPERATING AND ORDERING DATA:**

DIFFERENTIAL SWITCHES								1/4" STAINLESS STEEL PRESSURE PORTS & DIAPHRAGM		Wetted Parts	300 SST Viton
Max Sys. Press. psi		Proof (Test) Press. psi		Adjustable Set-Point Range		Approx. Dead-band psi	Model Number				
High Press. Port	Low Press. Port	Both Ports Simultaneous	High Over Low	Low Over High	On Incr. Press. psid		On Decr. Press. psid	MODEL SPDT-Std.	MODEL DPDT "M"		
3000		4500	2000	1000	7 to 60	2 to 55	5	673DE8011	673DEM8011		

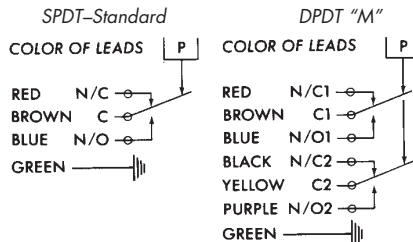
**Options Code:**

- "F" Ethylene Propylene O-ring
- "Y" EECS Certified to EXsII T5
- "7008" Gold Contacts
- "7065" Teflon Wire

**ELECTRICAL CHARACTERISTICS:**  
RATING OF SWITCH ELEMENT

VOLTS	AMPERES	
	SPDT Res.	DPDT "M" Res.
125 AC - 50/60 Hz	15	5
250 AC - 50/60 Hz	15	5
480 AC - 50/60 Hz	15	—
125 DC	.4	.5

**SCHEMATIC AND WIRING CODE:**



**ENCLOSURE/CERTIFICATIONS:**

Div. 1 explosion-proof and hermetically sealed electrical assembly Part No. 17-51 (17-73 for "M" model option), listed by both Underwriter's Laboratories, Inc. (File No. E32961) and CSA Testing Laboratories (File No. 22921) for hazardous locations, Class 1, Groups A, B, C, and D; Class 2 Groups E, F, and G.

Model 673DEM8011 has an approximate dead band of 7 psi.

**HOW TO ORDER:** Specify model number, add desired "options" listing letter codes first followed by numbers:  
Custom Control Sensors, Inc. • 21111 Plummer Street, Chatsworth, CA 91311 • Tel: (818)341-4610 • Fax: (818)709-0426  
e-mail: switchnet@ccsdualsnap.com • http://www.ccsdualsnap.com