

3500/6000 PSI Test Kits

For Water-based Fluids (Water/Oil Emulsions)

- Direct reading
- Install in any position
- 360° rotatable guard/scale
- Easier-to-read linear scale
- No flow straighteners or special piping required
- Relatively insensitive to shock and vibration
- Good viscosity stability
- Temperature up to 240 °F
- Accuracy $\pm 2\%$ full scale
- Repeatability $\pm 1\%$
- Special scales available
- Calibrated for 1.0 S.G.
- For 80/20 and other water/oil emulsions

SPECIFICATIONS:

MATERIALS:

2024 - T351 Anodized aluminum body, piston and cone

C360 Brass body, piston and cone

T303 Stainless body, 2024 - T351 Anodized aluminum piston and cone

COMMON PARTS: Retaining Ring: T316 SS
 Spider Plate: T316 SS Retaining Spring: T316 SS
 Spring: T302 SS Indicator and Internal Magnet: PPS / Ceramic
 Fasteners: T303 SS Guard Seal / Bumper: Buna N
 Pressure Seals: Viton® Scale Support: 6063 - T6 Aluminum
 Guard: Polycarbonate End Caps: Nylon ST

THREADS: SAE J1926/1, NPTF ANSI B2.2, BSPP ISO1179

TEMPERATURE RANGE: -20 to 240 °F (-29 to 116 °C)

PRESSURE RATING:

Aluminum / Brass Operating: 3,500 psi/241 bar max. with a 3:1 safety factor.

For High Cycle Applications: see page 7

Stainless Steel Operating: 6,000 psi/414 bar max. (5,000 psi/345 bar max. for 3/4" to 1-1/2" series) with a 3:1 safety factor.

For High Cycle Applications: see page 7

PRESSURE DROP: See Ordering Information Table, page 24.

For detailed differential pressure charts, see page 57.

ACCURACY: $\pm 2\%$ of full scale

REPEATABILITY: $\pm 1\%$

PRESSURE GAUGE: Glycerin dampened, 0 - 3,500 psi / 0 - 240 bar pressure range available on aluminum and brass test kits.

Glycerin dampened, 0 - 6,000 psi / 0 - 400 bar pressure range available on stainless steel test kits.

LOAD VALVE: 1/2", 3/4" and 1" series - needle valve;

1-1/4" and 1-1/2" series - ball valve.

Produce ΔP up to 3,500 psi/241 bar PSID and 6,000 psi/414 bar PSID.

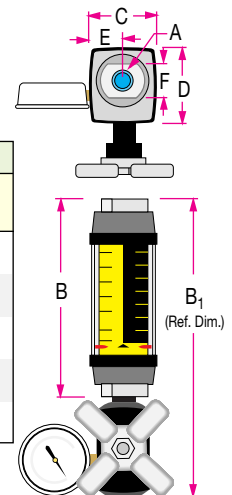


DIMENSIONS:

A	B	B ₁	C	D	E	F
NOMINAL PORT SIZE	LENGTH in (mm)	LENGTH in (mm)	WIDTH in (mm)	DEPTH in (mm)	OFFSET in (mm)	FLATS in (mm)
1/2 (SAE 10)	6.6 (168)	10.3 (262)	2.07 (53)	2.40 (61)	1.04 (26)	1.25 (32)
3/4 (SAE 12)	7.2 (183)	11.3 (287)	2.48 (63)	2.85 (72)	1.24 (32)	1.50 (38)
1 (SAE 16)	7.2 (183)	11.3 (287)	2.48 (63)	2.85 (72)	1.24 (32)	1.50 (38)
1-1/4 (SAE 20)	12.2 (310)	20.5 (521)	4.12 (105)	4.72 (120)	2.06 (52)	2.75 (70)
1-1/2 (SAE 24)	12.2 (310)	20.5 (521)	4.12 (105)	4.72 (120)	2.06 (52)	2.75 (70)

NOTE: Weights for all sizes can be found on page 73.

SAE and BSPP Test Kits include inlet adapter.



Viton is a registered trademark of DuPont Dow Elastomers

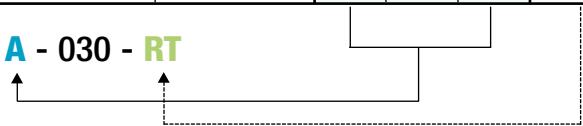
3500/6000 PSI Test Kits

For Water-based Fluids (Water/Oil Emulsions)

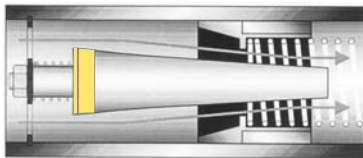
ORDERING INFORMATION:

NOMINAL PORT SIZE	FLOW RANGE		PRESSURE DROP			MODEL NUMBER <i>(see example below)</i>			MATERIAL			OPTIONS
	GPM	LPM	50% FLOW PSI (BAR)	100% FLOW PSI (BAR)	REVERSE 100% FLOW PSI (BAR)	SAE	NPTF	BSPP	ALUMINUM 3500 PSI	BRASS 3500 PSI	STAINLESS	REVERSE FLOW
1/2 SAE 10	0.1 - 1.0	0.5 - 3.75	3.0 (.21)	4.75 (.33)	7.2 (.50)	H612 * - 001 - TK	H613 * - 001 - TK	H614 * - 001 - TK	A	B	S	6000 PSI RT
	0.2 - 2.0	1 - 7.5	5.0 (.34)	9.0 (.62)	15.6 (1.1)	H612 * - 002 - TK	H613 * - 002 - TK	H614 * - 002 - TK				
	0.5 - 5.0	2 - 19	10.0 (.69)	26.0 (1.8)	24.8 (1.7)	H612 * - 005 - TK	H613 * - 005 - TK	H614 * - 005 - TK				
	1 - 10	5 - 38	24.0 (1.7)	71.5 (4.9)	85 (5.9)	H612 * - 010 - TK	H613 * - 010 - TK	H614 * - 010 - TK				
	1 - 15	4 - 56	39.0 (2.7)	155 (10.7)	210 (14.5)	H612 * - 015 - TK	H613 * - 015 - TK	H614 * - 015 - TK				
3/4 SAE 12	0.2 - 2.0	1 - 7.5	1.5 (.10)	3.0 (.21)	3.9 (.27)	H712 * - 002 - TK	H713 * - 002 - TK	H714 * - 002 - TK	A	B	S	5000 PSI RT
	0.5 - 5.0	2 - 19	4.0 (.28)	6.5 (.45)	8.3 (.57)	H712 * - 005 - TK	H713 * - 005 - TK	H714 * - 005 - TK				
	1 - 10	5 - 38	6.5 (.45)	16.0 (1.1)	15.8 (1.1)	H712 * - 010 - TK	H713 * - 010 - TK	H714 * - 010 - TK				
	2 - 20	10 - 76	11.0 (.76)	26.0 (1.8)	35.0 (2.4)	H712 * - 020 - TK	H713 * - 020 - TK	H714 * - 020 - TK				
	3 - 30	10 - 115	18.0 (1.2)	47.5 (3.3)	76.1 (5.2)	H712 * - 030 - TK	H713 * - 030 - TK	H714 * - 030 - TK				
1 SAE 16	0.2 - 2.0	1 - 7.5	1.5 (.10)	3.0 (.21)	3.9 (.27)	H782 * - 002 - TK	H783 * - 002 - TK	H784 * - 002 - TK	A	B	S	5000 PSI RT
	0.5 - 5.0	2 - 19	4.0 (.28)	6.5 (.45)	8.3 (.57)	H782 * - 005 - TK	H783 * - 005 - TK	H784 * - 005 - TK				
	1 - 10	5 - 38	6.5 (.45)	16.0 (1.1)	15.8 (1.1)	H782 * - 010 - TK	H783 * - 010 - TK	H784 * - 010 - TK				
	2 - 20	10 - 76	11.0 (.76)	26.0 (1.8)	35.0 (2.4)	H782 * - 020 - TK	H783 * - 020 - TK	H784 * - 020 - TK				
	3 - 30	10 - 115	18.0 (1.2)	47.5 (3.3)	76.1 (5.2)	H782 * - 030 - TK	H783 * - 030 - TK	H784 * - 030 - TK				
	4 - 40	15 - 150	26.0 (1.8)	75.0 (5.2)	139 (9.6)	H782 * - 040 - TK	H783 * - 040 - TK	H784 * - 040 - TK				
1-1/4 SAE 20	3 - 30	10 - 110	3.4 (.23)	7.8 (.54)	5.6 (.39)	H812 * - 030 - TK	H813 * - 030 - TK	H814 * - 030 - TK	A	B	S	5000 PSI RT
	5 - 50	20 - 190	4.3 (.30)	8.8 (6.1)	14.3 (.99)	H812 * - 050 - TK	H813 * - 050 - TK	H814 * - 050 - TK				
	10 - 75	40 - 280	6.3 (.43)	14.3 (9.9)	35.7 (2.5)	H812 * - 075 - TK	H813 * - 075 - TK	H814 * - 075 - TK				
	10 - 100	50 - 380	8.3 (.57)	21.3 (1.5)	45.3 (3.1)	H812 * - 100 - TK	H813 * - 100 - TK	H814 * - 100 - TK				
	10 - 150	50 - 560	14.3 (.99)	41.3 (2.8)	124 (8.6)	H812 * - 150 - TK	H813 * - 150 - TK	H814 * - 150 - TK				
1-1/2 SAE 24	3 - 30	10 - 110	3.4 (.23)	7.8 (.54)	5.6 (.39)	H882 * - 030 - TK	H883 * - 030 - TK	H884 * - 030 - TK	A	B	S	5000 PSI RT
	5 - 50	20 - 190	4.3 (.30)	8.8 (6.1)	14.3 (.99)	H882 * - 050 - TK	H883 * - 050 - TK	H884 * - 050 - TK				
	10 - 75	40 - 280	6.3 (.43)	14.3 (9.9)	35.7 (2.5)	H882 * - 075 - TK	H883 * - 075 - TK	H884 * - 075 - TK				
	10 - 100	50 - 380	8.3 (.57)	21.3 (1.5)	45.3 (3.1)	H882 * - 100 - TK	H883 * - 100 - TK	H884 * - 100 - TK				
	10 - 150	50 - 560	14.3 (.99)	41.3 (2.8)	124 (8.6)	H882 * - 150 - TK	H883 * - 150 - TK	H884 * - 150 - TK				


(example) H 713 A - 030 - RT



REVERSE FLOW BY-PASS OPTION: Features a two-piece cone that responds to flow in the primary flow direction in the same manner as the standard design. Flow in the reverse direction causes the lower cone shuttle to shift, moving it below the sharp-edged piston orifice. This shift creates a gap which allows the fluid to flow freely in the reverse direction.



Normal Flow Direction



Reverse Flow By-Pass

NOTE: TK suffix represents standard test kit configuration. For reverse flow by-pass test kit, replace TK suffix with RT suffix.

NOTE: RT option is not available with standard brass flow meters.

CAUTION: For emulsions with less than 20% oil, factory recommends the Brass body meter.

PETROLEUM TEST KITS
PAGE 11



PHOSPHATE ESTER TEST KITS
PAGE 17



FLOW-ALERT FLOW SWITCHES
PAGES 39 and 41



FLOW TRANSMITTERS
PAGE 43

