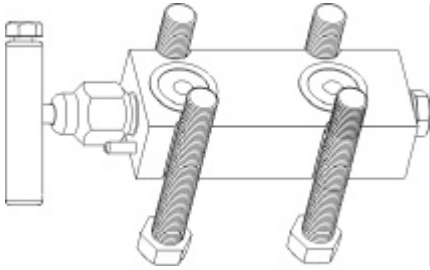


# By-Pass Manifolds

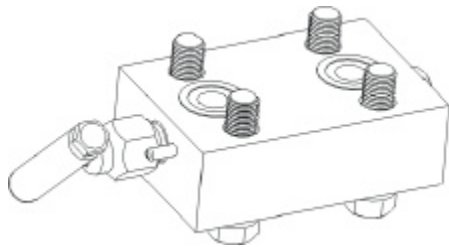
**.187" ORIFICE**

## Description

**Flange x Flange**

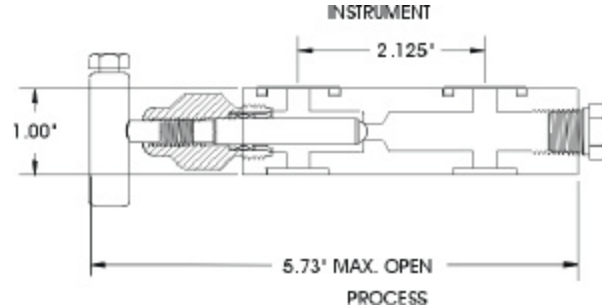


**1/2" FNPT x Flange**

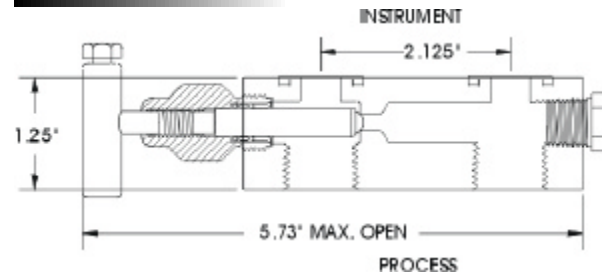


## Body Style

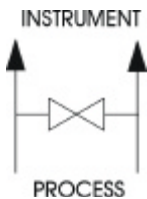
**M-504 Hard Seat**



**M-514 Hard Seat**



SEAT	MAX Cv RATINGS
Hard Ball	.53
Approx. Manifold Weight:	1.9 lbs each [M-504] 3.7 lbs each [M-514]



## MATERIALS OF CONSTRUCTION

PART DESCRIPTION	CARBON STEEL	A105 CARBON STEEL	316 SS	MONEL®	HASTELLOY-C®
Body	ASTM A108-1215	ASTM A105-CF	ASTM A479-316	Consult Factory.	Consult Factory.
Bonnet	ASTM A108-1215	ASTM A479-316	ASTM A479-316		
Stem	ASTM A582-303	ASTM A479-316	ASTM A479-316		
Seal Retainer	ASTM A479-316	ASTM A479-316	ASTM A479-316		
Handle Assembly	ASTM A108	ASTM A108	ASTM A582 (18-8)		
Plug	ASTM A108	ASTM F593 (18.8)	ASTM A182-F (18-8)		
Mounting Bolts	ASTM A449-TYPE 1	ASTM A449-TYPE 1	ASTM A449-TYPE 1		

- Carbon Steel Manifolds are Zinc Cobalt Plated with Dichromate Dip
- 316 SS Manifolds Meet NACE MR0175 Requirements (Latest Revision)
- 100% Pressure Tested
- Carbon Steel Weld End Connection Bodies are AISI 1018

# By-Pass Manifolds

.187" ORIFICE

**BY-PASS MANIFOLDS**

## ORDERING INFORMATION

BODY STYLE	BODY CODE	SEAT CODE	STEM SEAL CODE	OPTION CODES
<b>Hard Seat</b>				
M - 5 0 4			-	
M - 5 1 4			-	

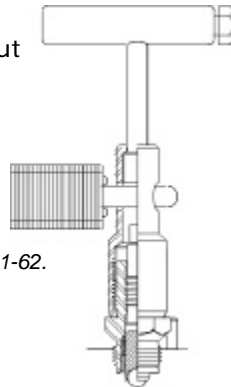
BODY CODE	
[Std.] Carbon Steel	<b>C</b>
A105 Carbon Steel	<b>P</b>
[Std.] 316 SS	<b>S</b>

HARD SEAT CODE	
<b>C</b> Carbide Ball [Std.]	
<b>R</b> Ceramic Ball	
<b>6</b> 316 SS Ball	

STEM SEAL CODE	
[Std.] Teflon® Pressure-Core™	<b>T</b>
Grafoil® Packed	<b>G</b>
Viton® O-Ring	<b>V</b>
Low-Temp Pressure-Core™	<b>J</b>

## OPTIONS

- Bonnet Handle Lock-Out
- Bonnet Lock Plates



See Options/Accessories Pages 61-62.

OPTION CODE	OPTION DESCRIPTION
GA	Anti-Tamper Bonnet
GJ	Bonnet Lock-Out (Lock Not Provided)
MH	Viton® O-Ring Flange Seals
M7	Required Slotting for Rosemount® 1151 Transmitters Series 6 & Above (Flange Manifolds Only)
TH	Hydrostatic Testing
W	Safety Bonnet Lock Plate
WK	Paper Tag
W1	316 SS Tag (20 Characters ~ See page 61)
W3	300 SS Standard Length Flange Bolts (CS Standard)
W9	316 SS Standard Length Flange Bolts (CS Standard)
XL	Clean for Critical Service (Oxygen or Chlorine)

## PRESSURE & TEMPERATURE

BODY MATERIAL	HARD SEAT	HARD SEAT
	Teflon Pressure-Core	Grafoil
<i>Carbon Steel</i> Code C	10,000 PSI @ 200° F 8,000 PSI @ 450° F	Not Available.
<i>A105 Carbon Steel</i> Code P	10,000 PSI @ 200° F 8,000 PSI @ 450° F	6,000 PSI @ 200° F 1,500 PSI @ 800° F
<i>316 SS</i> Code S	10,000 PSI @ 200° F 8,000 PSI @ 450° F	6,000 PSI @ 200° F 1,500 PSI @ 1,000° F
See Page 5:	Chart D	Chart F