

Adapters



Pipe Fittings

- SAE Standards
- Dryseal Threads
- Forgings & Extrusions



Metric Adapters

- Economical
- Reusable
- Forgings & Extrusions



ISO Port Adapters


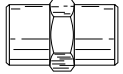



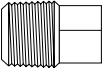
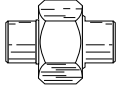

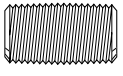
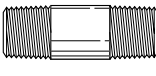
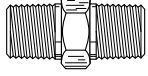
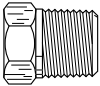
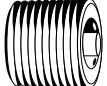



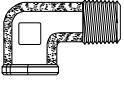
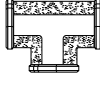
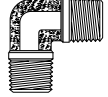
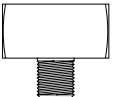
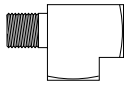
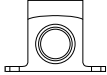


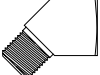
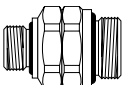
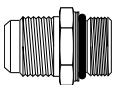

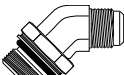

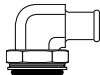
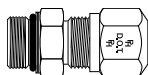
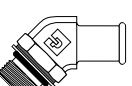


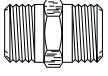
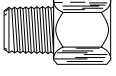







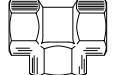




- Meets ISO 6149-3 Requirements
- Meets SAE 2244-3 Requirements
- Viton O-rings Standard



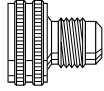
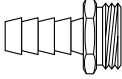




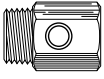
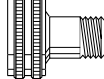
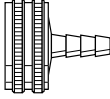







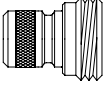


Garden Hose Fittings

- Heavy Duty Construction
- Coupler option
- Use with Hose Clamp

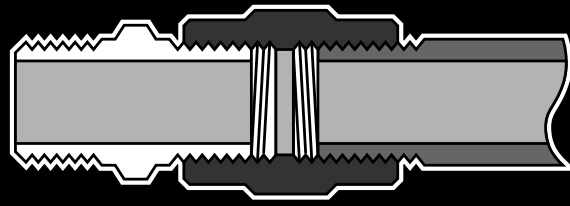
The World Standard

Industrial Pipe Fittings	207ACBH Anchor Coupling  Page F6	207P Pipe Coupling  Page F6	208P Reducer Coupling  Page F6	209P Pipe Bushing  Page F6	210P Lock Nut  Page F6	211P Square-head Plug  Page F7	
	212P Union  Page F7	213P Cap  Page F7	215PN Close Nipple  Page F7	215PNL Long Nipple  Page F7	216P Hex Nipple  Page F8	218P Hex-Head Plug  Page F8	219P Countersunk Plug  Page F8
	220P Slotted-Head Plug  Page F8	222P Adapter  Page F9	1200P-2200P Union Elbow  Page F9	1202P-2202P Street Elbow  Page F9	1203P-2203P Union Tee  Page F10	1204P Male Elbow  Page F10	2224P Male Branch Tee  Page F10
	2225P Street Tee  Page F10	2200PDE Drop-Ear Elbow  Page F11	2201P 45° Female Elbow  Page F11	2205P Cross  Page F11	2214P 45° Street Elbow  Page F11	Metric Straight Thread Adapters	
	M16M22F8UHA8UB Union  Page F14 & E18	48F-MI Flare Adapter  Page F18	149F-MI Flare Adapter  Page F18	159F-MI Flare Adapter  Page F18	68HB-MI Hose Barb Adapter  Page F19	169HB-MI Hose Barb Adapter  Page F19	68NTA-MI NTA Adapter  Page F19
	179HB-MI Hose Barb Adapter  Page F19	BSP Adapters		CD43 Street Elbow  Page F13	DD44 Elbow  Page F13	F3HF Hex Nipple NPTF-BSPT  Page F13	F3HG Adapter-Male BSPT  Page F13
	FF44 BSPP Hex Nipple  Page F14	FG43 Adapter-Male BSPT  Page F14	FHG4 Female-BSPP  Page F14	GG44 Coupling BSPP  Page F15	HHP3 BSPT Plug  Page F15	HP3 BSPT Plug  Page F15	KMMO04 BSPP Cross  Page F15
MMO444 BSPP Tee  Page F15	MMS443 Branch Tee  Page F16	MRO434 Run Tee  Page F16	PTR34 Pipe Reducer  Page F16	WGG44 Bulkhead Union  Page 16			

F

Garden Hose Fittings	50GHSV Swivel Connector 	53GH, 54GH, 55GH Hose Barb 	69GH, 70GH, 71GH Male Pipe 	75GH Connector 	78GH, 79GH, 80GH, 81GH Female Pipe 	82GH, 83GH Female Hose 
	Page F21	Page F21	Page F21	Page F21	Page F21	Page F21
84GH Filter Adapter 	88GH Swivel Connector 	90GH Swivel Connector 	94GH Hose Nut 	95GH Hose Nut Reducer 	96GH Hose Cap 	98GH, 99GH Hose to Pipe 
Page F21	Page F22	Page F22	Page F22	Page F22	Page F22	Page F22
98GHSV, 99GHSV Swivel Connector 	101GHSV Swivel Nut Connector 	1163-60-BPD Coupler 	1163-61-BPD Nipple 	Auxiliary	112 Copper Ring 	901GH Rubber Washer 
Page F23	Page F23	Page F23	Page F23		Page F16	Page F23

F



Pipe Fittings

Advantages

All pipe fitting threads are made to Dryseal standards.* Connectors, unions, nuts and extruded elbows and tees are machined from CA 360 and CA 345 brass; forged elbows and tees are machined from CA 377 brass.

Specifications

Meets functional requirements of the SAE J530 and SAE J531.

Applications

Use with brass, copper or iron pipe. Manufactured for low and medium pressure line connection work.

Working Pressure and Temperature Ranges

From -65° to +250°F. at 1000 psi.

Vibration

Fair resistance to vibration and pipe movement depending upon conditions.

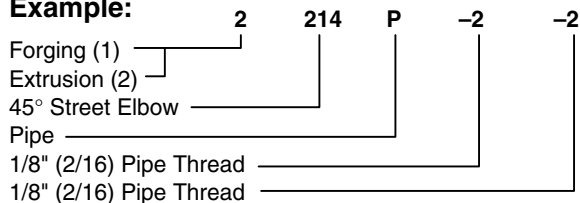
Order

By part number and name.

Nomenclature

Part numbers are constructed from symbols that identify the style and size of the fitting. The first series of numbers and letters identifies the style and type fitting. The second series of numbers describes the size.

Example:



Sizes

Pipe sizes are determined by the number of sixteenths of an inch in the pipe size.

Special Fittings

Fitting configurations and/or sizes other than those shown in the catalog can be furnished. It is suggested that a print or sketch be submitted with the inquiry.

Pricing

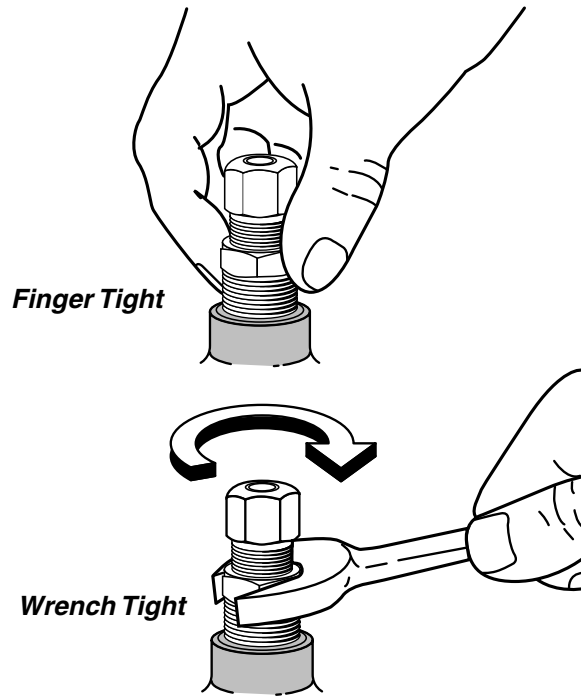
Only items prices in current supplementary price list PL3501 are carried in stock. Price and delivery for non-stock items furnished on request for specified quantity.

F

**Pipe thread assembly guide (turns method)
for Dryseal threads with pre-applied Vibra Seal**

Straight Fittings

1. Tighten external thread into the internal thread.
2. Tighten an additional 2 revolutions with a wrench up to 1/2 in. male pipe thread. Above 1/2 in., 1 1/2 to 2 1/2 revolutions.

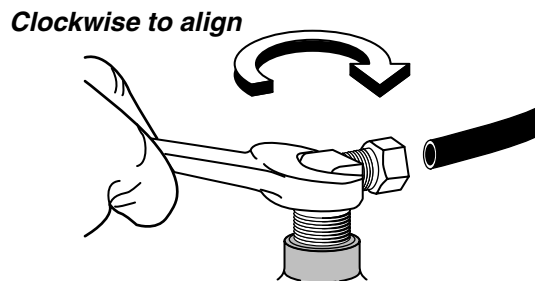
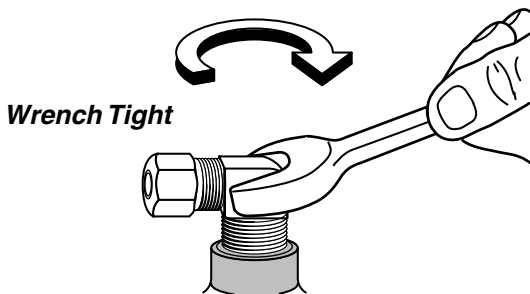
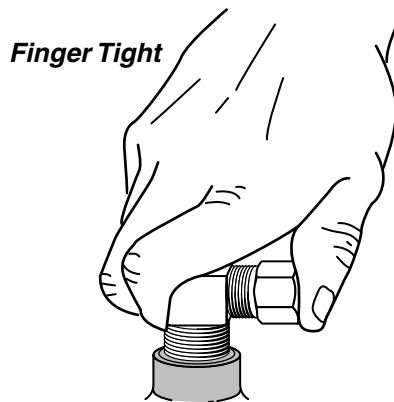


F

Elbow or Tee Fittings

1. Tighten external thread into the internal thread.
2. Tighten an additional 1 to 1 1/2 revolutions with a wrench.
3. Tighten fitting, Clockwise, to Align with Tubing (never counter clockwise).

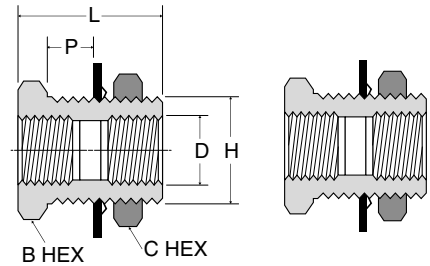
Note: To minimize the possibility of a leaking threaded joint after assembling male to female pipe threads, neither end should be backed out (loosened) once the assembly has been made.



Anchor Coupling 207ACBH

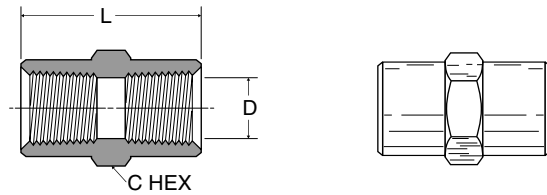
PART NO.	FEAMLE PIPE THREAD	STRAIGHT THREAD	MAX. BULK HEAD P	B HEX	C HEX	L	BULKHEAD HOLE DIA. H	FLOW DIA. D
207ACBH-2	1/8	5/8-18	.89	7/8	15/16	1.50	5/8	.339
207ACBHS-2	1/8	5/8-18	.35	7/8	15/16	.96	5/8	.339
207ACBH-4	1/4	3/4-16	.81	1	1-1/8	1.50	3/4	.441
207ACBHS-4	1/4	3/4-16	.26	1	1	.94	3/4	.441
207ACBH-6	3/8	1-14	.62	1-1/8	1-1/4	1.31	1	.571
207ACBH-8	1/2	1-1/8-14	.75	1-1/4	1-3/8	1.50	1-1/8	.703
207ACBH-12	3/4	1-5/16-12	.65	1-1/2	1-1/2	1.50	1-5/16	.906
207ACBH-16*	1	1-5/8-14	1.00	2	2	1.68	1-5/8	1.140

*Lock Washer not Available



Coupling 207P

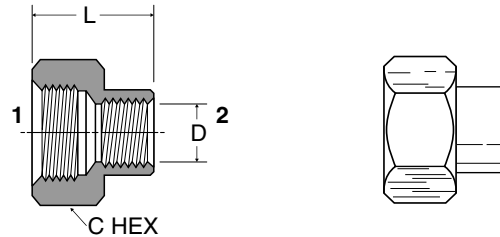
PART NO.	PIPE THREAD	C HEX	L	FLOW DIA. D
207P-2	1/8	9/16	.75	.339
207P-4	1/4	3/4	1.12	.441
207P-6	3/8	7/8	1.12	.571
207P-8	1/2	1-1/16	1.50	.703
207P-12	3/4	1-3/8	1.53	.906



F

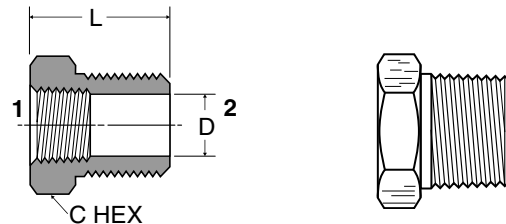
Reducer Coupling 208P

PART NO.	1 PIPE THREAD	2 PIPE THREAD	C HEX	L	FLOW DIA. D
208P-4-2	1/4	1/8	3/4	.97	.339
208P-6-4	3/8	1/4	7/8	1.16	.441
208P-8-4	1/2	1/4	1-1/16	1.28	.441
208P-8-6	1/2	3/8	1-1/16	1.38	.571
208P-12-6	3/4	3/8	1-3/8	1.32	.571
208P-12-8	3/4	1/2	1-3/8	1.50	.703



Bushing 209P

PART NO.	1 PIPE THREAD	2 PIPE THREAD	C HEX	L	FLOW DIA. D
209P-4-2	1/8	1/4	9/16	.75	.339
209P-6-2	1/8	3/8	11/16	.75	.339
209P-6-4	1/4	3/8	3/4	.75	.441
209P-8-2	1/8	1/2	7/8	1.00	.339
209P-8-4	1/4	1/2	7/8	1.00	.441
209P-8-6	3/8	1/2	7/8	1.00	.571
209P-12-2	1/8	3/4	1-1/8	1.00	.339
209P-12-4	1/4	3/4	1-1/8	1.00	.441
209P-12-6	3/8	3/4	1-1/8	1.00	.571
209P-12-8	1/2	3/4	1-1/8	1.00	.703
209P-16-8	1/2	1	1-3/8	1.31	.703
209P-16-12	3/4	1	1-3/8	1.31	.906



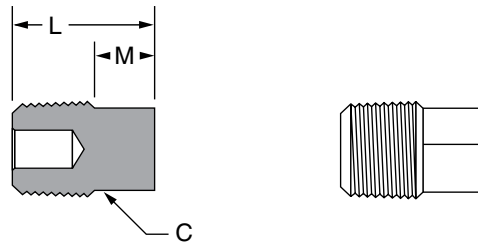
Lock Nut 210P

PART NO.	PIPE THREAD	C HEX	L
210P-2	1/8 NPSL	11/16	.19
210P-4	1/4 NPSL	7/8	.25
210P-6	3/8 NPSL	1	.25
210P-8	1/2 NPSL	1-1/8	.25



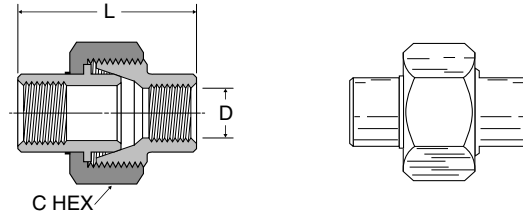
Square-Head Plug 211P

PART NO.	PIPE THREAD	C	L	M
211P-2	1/8	9/32	.59	.25
211P-4	1/4	3/8	.80	.29
211P-6	3/8	7/16	.83	.32
211P-8	1/2	9/16	1.07	.39
211P-12	3/4	5/8	1.14	.45



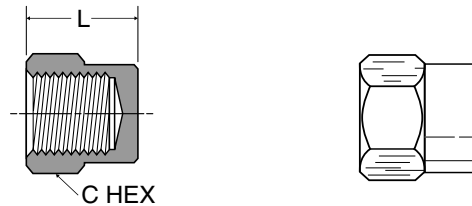
Union 212P

PART NO.	PIPE THREAD	C HEX	L	D
212P-4	1/4	1-3/16	1.54	.441
212P-6	3/8	1-1/4	1.76	.571



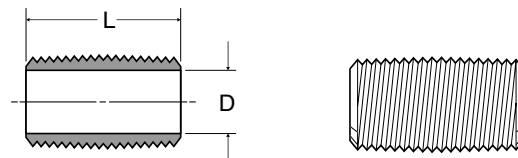
Cap 213P

PART NO.	PIPE THREAD	C HEX	L
213P-2	1/8	9/16	.50
213P-4	1/4	11/16	.63
213P-6	3/8	13/16	.63
213P-8	1/2	1-1/16	.87
213P-12	3/4	1-1/4	.89



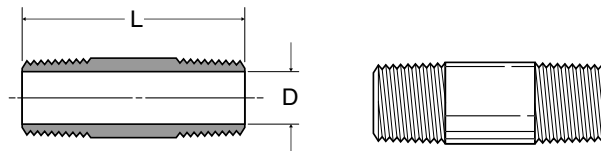
Close Nipple 215PN

PART NO.	PIPE THREAD	L	FLOW DIA. D
215PN-2	1/8	.75	.281
215PN-4	1/4	.88	.375
215PN-6	3/8	1.00	.500
215PN-8	1/2	1.13	.625
215PN-12	3/4	1.31	.750



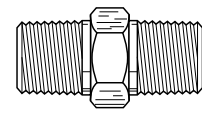
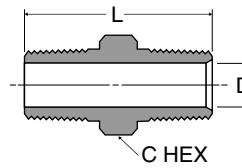
Long Nipple 215PNL

PART NO.	PIPE THREAD	L	FLOW DIA. D
215PNL-2-15	1/8	1-1/2	.250
215PNL-4-15	1/4	1-1/2	.375
215PNL-6-15	3/8	1-1/2	.500
215PNL-8-15	1/2	1-1/2	.625
215PNL-2-20	1/8	2	.250
215PNL-4-20	1/4	2	.375
215PNL-6-20	3/8	2	.500
215PNL-8-20	1/2	2	.625
215PNL-2-25	1/8	2-1/2	.250
215PNL-4-25	1/4	2-1/2	.375
215PNL-6-25	3/8	2-1/2	.500
215PNL-8-25	1/2	2-1/2	.625
215PNL-2-30	1/8	3	.250
215PNL-4-30	1/4	3	.375
215PNL-6-30	3/8	3	.500
215PNL-8-30	1/2	3	.625
215PNL-2-35	1/8	3-1/2	.250
215PNL-4-35	1/4	3-1/2	.375
215PNL-6-35	3/8	3-1/2	.500
215PNL-8-35	1/2	3-1/2	.625



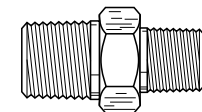
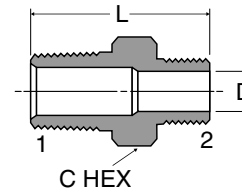
Hex Nipple 216P

PART NO.	PIPE THREAD	C HEX	L	FLOW DIA.D
216P-2	1/8	7/16	.97	.220
216P-4	1/4	9/16	1.38	.314
216P-6	3/8	11/16	1.41	.440
216P-8	1/2	7/8	1.81	.564
216P-12	3/4	1-1/16	1.81	.752



Hex Nipple Reducers 216P

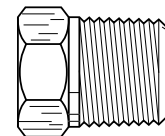
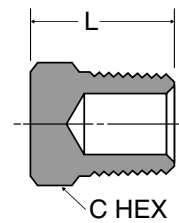
PART NO.	1 PIPE THREAD	2 PIPE THREAD	C HEX	L	FLOW DIA. D
216P-4-2	1/4	1/8	9/16	1.19	.220
216P-6-2	3/8	1/8	11/16	1.22	.220
216P-6-4	3/8	1/4	11/16	1.41	.314
216P-8-4	1/2	1/4	7/8	1.62	.314
216P-8-6	1/2	3/8	7/8	1.62	.440
216P-12-8	3/4	1/2	1-1/16	1.80	.564



F

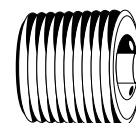
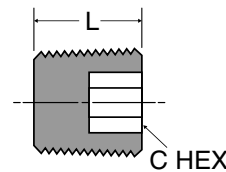
Hex-Head Plug 218P

PART NO.	PIPE THREAD	C HEX	L
218P-2	1/8	7/16	.560
218P-4	1/4	9/16	.747
218P-6	3/8	11/16	.780
218P-8	1/2	7/8	.970
218P-12	3/4	1-1/16	1.054



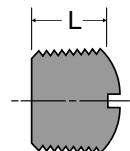
Countersunk Hex-Head Plug 219P

PART NO.	PIPE THREAD	C HEX	L
219P-2	1/8	3/16	.30
219P-4	1/4	1/4	.46
219P-6	3/8	5/16	.46
219P-8	1/2	3/8	.61
219P-12	3/4	9/16	.62



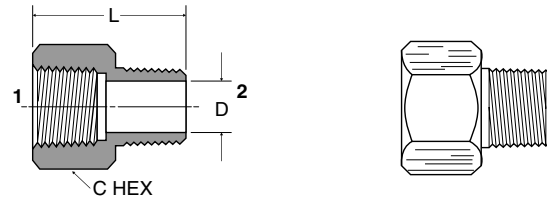
Slotted-Head Plug 220P

PART NO.	PIPE THREAD	L
220P-2	1/8	.31
220P-4	1/4	.42
220P-6	3/8	.43



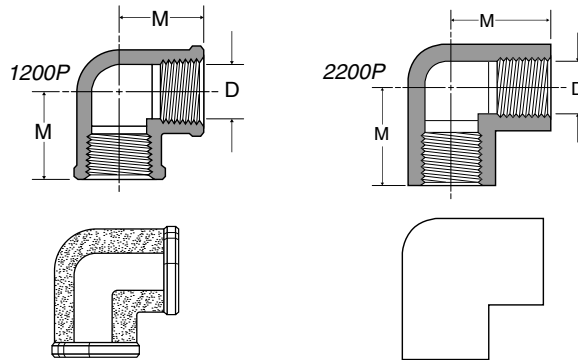
Adapter 222P

PART NO.	1 PIPE THREAD	2 PIPE THREAD	C HEX	L	FLOW DIA. D
222P-2-2	1/8	1/8	9/16	.88	.220
222P-4-2	1/4	1/8	3/4	1.06	.220
222P-4-4	1/4	1/4	3/4	1.25	.314
222P-6-2	3/8	1/8	7/8	1.10	.220
222P-6-4	3/8	1/4	7/8	1.25	.314
222P-6-6	3/8	3/8	7/8	1.25	.440
222P-8-4	1/2	1/4	1	1.47	.314
222P-8-6	1/2	3/8	1-1/16	1.47	.440
222P-8-8	1/2	1/2	1-1/16	1.66	.564
222P-12-6	3/4	3/8	1-3/8	1.50	.440
222P-12-8	3/4	1/2	1-3/8	1.69	.564
222P-12-12	3/4	3/4	1-3/8	1.69	.752



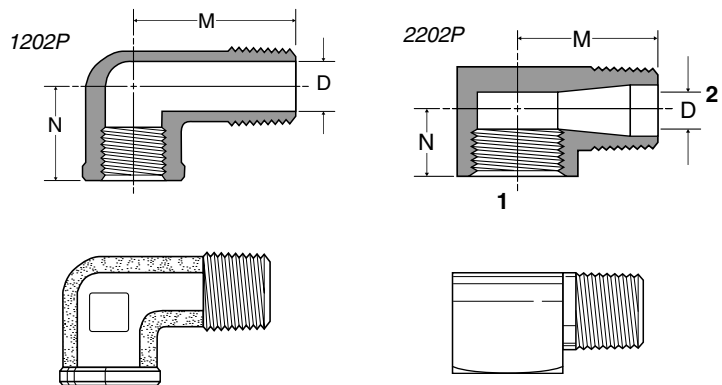
90° Union Elbow 1200P-2200P

PART NO.	PIPE THREAD	M	FLOW DIA. D
1200P-2-2	1/8	.56	.329
2200P-2-2	1/8	.55	.339
1200P-4-4	1/4	.81	.441
2200P-4-4	1/4	.78	.441
1200P-6-6	3/8	.84	.571
2200P-6-6	3/8	.84	.571
2200P-8-8	1/2	1.07	.703



90° Street Elbow 1202P-2202P

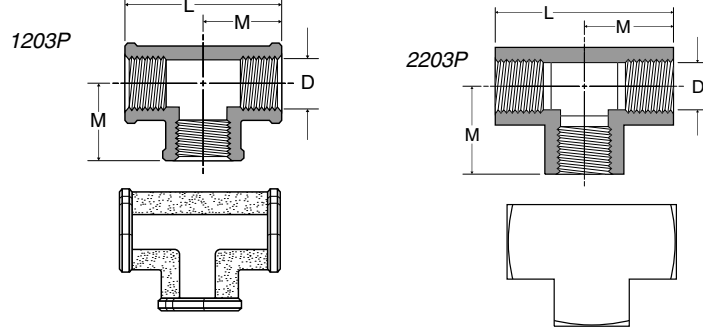
PART NO.	1 PIPE THREAD	2 PIPE THREAD	M	N	FLOW DIA. D
1202P-2-2	1/8	1/8	.81	.56	.22
2202P-2-2	1/8	1/8	.62	.48	.22
2202PA-2-2*	1/8	1/8	.66	.48	.22
2202P-4-2	1/4	1/8	.72	.45	.23
1202P-4-4	1/4	1/4	1.08	.69	.31
2202P-4-4	1/4	1/4	.91	.45	.34
2202PA-4-4*	1/4	1/4	.91	.72	.31
2202P-4-6	1/4	3/8	.97	.78	.43
1202P-6-4	3/8	1/4	1.25	.78	.31
1202P-6-6	3/8	3/8	1.25	.78	.42
2202P-6-6	3/8	3/8	.98	.54	.41
2202PA-6-6*	3/8	3/8	.97	.78	.43
1202P-6-8	3/8	1/2	1.53	1.01	.56
1202P-8-6	1/2	3/8	1.25	.97	.42
2202P-8-8	1/2	1/2	1.25	1.03	.56
2202P-12-8	3/4	1/2	1.39	1.10	.56
2202P-12-12	3/4	3/4	1.39	1.10	.75



*Meets SAE Dimensions

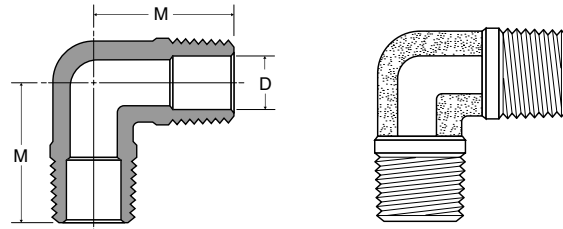
Union Tee 1203P-2203P

PART NO.	PIPE THREAD	L	M	FLOW DIA.D
1203P-2	1/8	1.12	.56	.339
2203P-2	1/8	1.06	.53	.339
1203P-4	1/4	1.38	.69	.441
2203P-4	1/4	1.52	.76	.441
2203P-6	3/8	1.68	.84	.571
1203P-8	1/2	2.14	1.07	.703
2203P-8	1/2	2.14	1.07	.703
2203P-12	3/4	2.28	1.14	.906



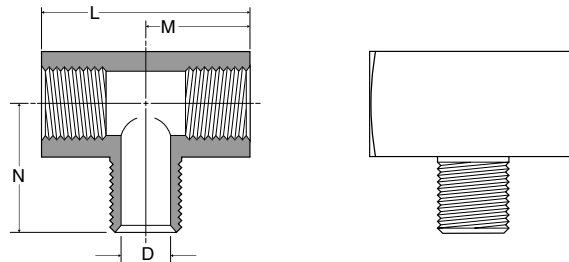
Male Elbow 1204P

PART NO.	PIPE THREAD	M	FLOW DIA.D
1204P-2	1/8	.71	.220
1204P-4	1/4	1.09	.312
1204P-6	3/8	1.09	.408
1204P-8	1/2	1.41	.502



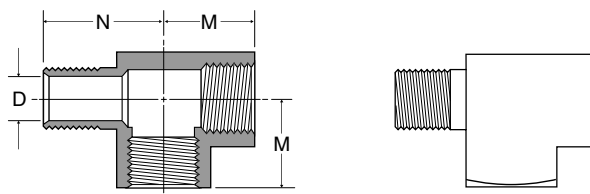
Male Branch Tee 2224P

PART NO.	PIPE THREAD	L	M	N	FLOW DIA.D
2224P-2	1/8	1.06	.53	.66	.220
2224P-4	1/4	1.52	.76	.91	.314
2224P-6	3/8	1.68	.84	.97	.440
2224P-8	1/2	2.18	1.09	1.25	.564
2224P-12	3/4	2.32	1.16	1.38	.752



Street Tee 2225P

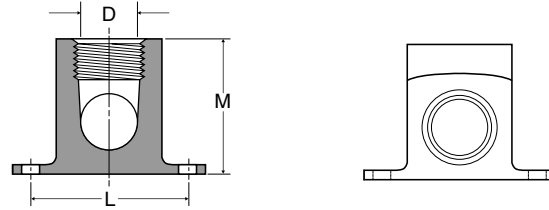
PART NO.	PIPE THREAD	M	N	FLOW DIA.D
2225P-2	1/8	.53	.66	.220
2225P-4	1/4	.76	.91	.314
2225P-6	3/8	.84	.98	.440
2225P-8	1/2	1.07	1.26	.564
2225P-12	3/4	1.14	1.38	.752



F

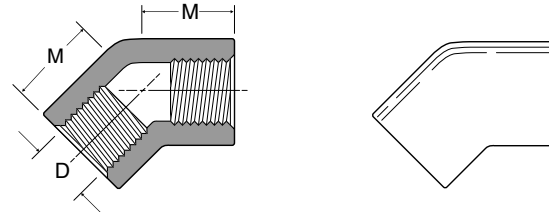
Drop-ear 90° Elbow 2200PDE

PART NO.	PIPE THREAD	L	M	FLOW DIA.D
2200PDE-2	1/8	1.38	1.00	.339



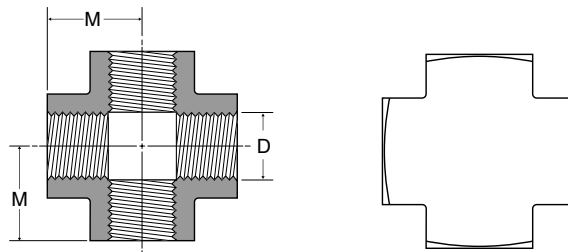
45° Female Elbow 1201P-2201P

PART NO.	PIPE THREAD	M	FLOW DIA.D
2201P-2-2	1/8	.43	.339
1201P-8-8	1/2	.89	.703



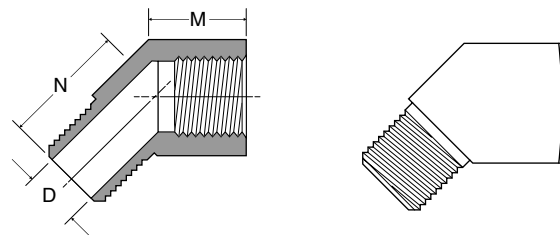
Cross 2205P

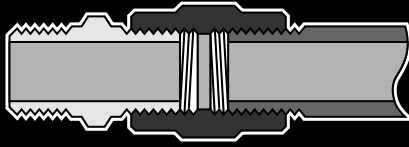
PART NO.	PIPE THREAD	M	FLOW DIA.D
2205P-2	1/8	.53	.339
2205P-4	1/4	.75	.441
2205P-6	3/8	.81	.571
2205P-8	1/2	1.07	.703
2205P-12	3/4	1.14	.906



45° Street Elbow 2214P

PART NO.	PIPE THREAD	M	N	FLOW DIA.D
2214P-2-2	1/8	.38	.50	.220
2214P-4-4	1/4	.54	.70	.314
2214P-6-6	3/8	.56	.78	.440
2214P-8-8	1/2	.73	1.00	.564





Parker Brass Metric Adapters

Advantages

To simplify the installation of pneumatic systems, Parker supplies a comprehensive range of adapters for NPT, BSPP, and BSPT pipe threads. Pipe nipples, pipe connectors, reducing connectors, pipe thread reducers, bulkhead female unions, elbows, tees, crosses and hex head plugs.

F

Parker brass adapters are produced from forgings and extrusions to meet exacting requirements. The hot forging process increases the density of the material, refines the grain structure and improves material strength.

Applications

Use with brass, copper, or iron pipe. Manufactured for low- and medium-pressure line connection work.

Working Pressure and Temperature Ranges

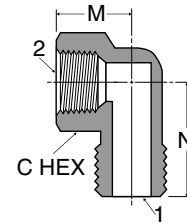
From -65° to +250° at 1000 psi.

Vibration

Fair resistance to vibration and pipe movement depending upon conditions.

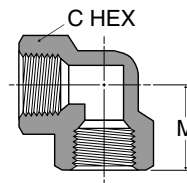
CD43 90° Elbow Male-Female BSPT-BSPP

PART NO.	BSPT 1	BSPP 2	C HEX	M	N
1/8CD43B	1/8	1/8	14	14	20
1/4CD43B	1/4	1/4	17	18	25
3/8CD43B	3/8	3/8	22	19	29
1/2CD43B	1/2	1/2	27	24	37



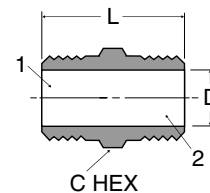
DD44 Pipe 90° Elbow BSPP

PART NO.	BSPP	C HEX	M
1/8DD44B	1/8	14	15
1/4DD44B	1/4	17	18
3/8DD44B	3/8	22	22
1/2DD44B	1/2	27	29



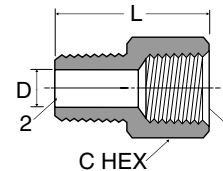
F3HF Hex Nipple NPTF BSPT

PART NO.	NPTF 1	BSPT 2	C HEX	L	FLOW D
1/8F3HF-B	1/8	1/8	7/16	1.07	.22
1/4F3HF-B	1/4	1/4	9/16	1.58	.31
3/8F3HF-B	3/8	3/8	11/16	1.61	.44
1/2F3HF-B	1/2	1/2	7/8	2.01	.56



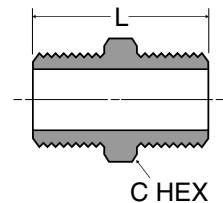
F3HG Adapter NPTF Male BSPT

PART NO.	NPTF 1	BSPT 2	C HEX	L	FLOW D
1/8F3HG-B	1/8	1/8	9/16	0.93	.22
1/4F3HG-B	1/4	1/4	3/4	1.35	.31
3/8F3HG-B	3/8	3/8	7/8	1.35	.44
1/2F3HG-B	1/2	1/2	1-1/16	1.76	.56



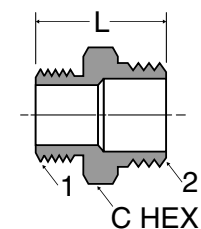
FF33 Pipe Nipples BSPT

PART NO.	BSPT	C HEX	L
1/8FF33B	1/8	10	19
1/4FF33B	1/4	14	27
3/8FF33B	3/8	17	28
1/2FF33B	1/2	22	36
3/4FF33B	3/4	27	40
1FF33B	1	36	46



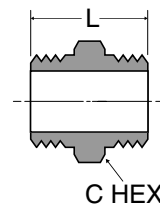
FF33 Unequal Pipe Nipples BSPT

PART NO.	BSPT 1	BSPT 2	C HEX	L
1/8x1/4FF33B	1/8	1/4	14	23
1/8x3/8FF33B	1/8	3/8	17	24
1/8x1/2FF33B	1/8	1/2	22	28
1/4x3/8FF33B	1/4	3/8	17	28
1/4x1/2FF33B	1/4	1/2	22	31
3/8x1/2FF33B	3/8	1/2	22	32
3/8x3/4FF33B	3/8	3/4	27	35
1/2x3/4FF33B	1/2	3/4	27	38
3/4x1FF33B	3/4	1	36	43



FF44 Pipe Nipples BSPP

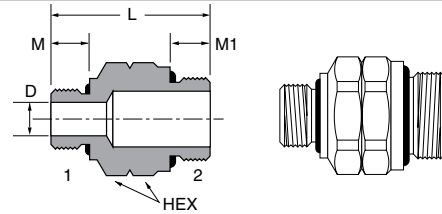
PART NO.	BSPP	C HEX	L
1/8FF44B	1/8	14	19
1/4FF44B	1/4	17	22
3/8FF44B	3/8	22	24
1/2FF44B	1/2	27	31



Metric Straight Thread Union M16M22F8UHA8UB

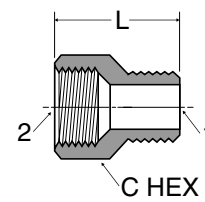
PART NUMBER	METRIC THD 1	METRIC THD 2	L (mm)	HEX (mm)	M (mm)	M1 (mm)	D (mm)
M16M22F8UHA8UB	M16X1.5	M22X1.5	43	27	10	12.5	9.0

Note: Viton o-ring is standard



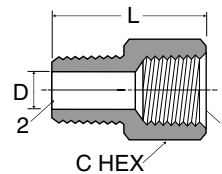
FG43 Reducing Connector Female-Male BSPP-BSPT

PART NO.	BSPT 1	BSPP 2	C HEX	L
1/4x1/8FG43B	1/8	1/4	17	23
3/8x1/8FG43B	1/8	3/8	22	25
3/8x1/4FG43B	1/4	3/8	22	28
1/2x1/8FG43B	1/8	1/2	27	29
1/2x1/4FG43B	1/4	1/2	27	32
1/2x3/8FG43B	3/8	1/2	27	31
3/4x1/2FG43B	1/2	3/4	32	39
1x3/4FG43B	3/4	1	41	38



FHG4 Adapter Male NPTF BSPP

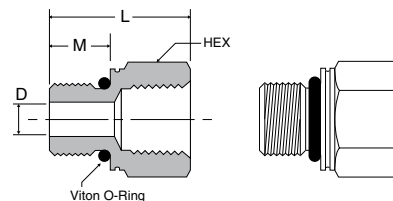
PART NO.	BSPP 1	NPTF 2	C HEX	L	FLOW D
1/8FHG4-B	1/8	1/8	0.562	0.870	.22
1/4FHG4-B	1/4	1/4	0.750	1.125	.31
3/8FHG4-B	3/8	3/8	0.875	1.125	.44
1/2FHG4-B	1/2	1/2	1.062	1.660	.60



Pipe to Metric Adaptor 222P-X-MIX

PART NUMBER	NPTF	METRIC THREAD	HEX	L	M	D
222P-2-MI10	1/8-27	M10 x 1.0	9/16	.75	.34	.18
222P-2-MI14	1/8-27	M14 x 1.5	3/4	.91	.43	.30
222P-4-MI12	1/4-18	M12 x 1.5	11/16	1.09	.43	.24
222P-6-MI16	3/8-18	M16 x 1.5	7/8	1.10	.45	.35
222P-6-MI22	3/8-18	M22 x 1.5	1 1/16	1.05	.37	.47
222P-8-MI27	1/2-14	M27 x 2.0	1 1/4	1.32	.63	.60

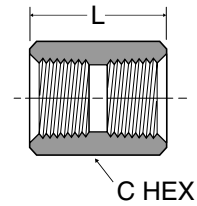
Note: Viton o-ring is standard



F

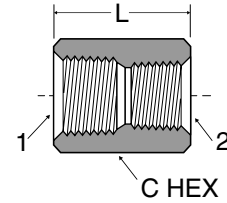
GG44 Pipe Connector BSPP

PART NO.	BSPP	C HEX	L
1/8GG44B	1/8	14	16
1/4GG44B	1/4	17	20
3/8GG44B	3/8	22	24
1/2GG44B	1/2	27	28
3/4GG44B	3/4	32	32
1GG44B	1	41	36



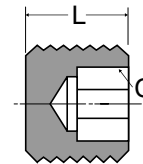
GG44 Unequal Pipe Connector BSPP

PART NO.	BSPP 1	BSPP 2	C HEX	L
1/8x1/4GG44B	1/8	1/4	17	18
1/8x3/8GG44B	1/8	3/8	22	20
1/8x1/2GG44B	1/8	1/2	27	22
1/4x3/8GG44B	1/4	3/8	22	22
1/4x1/2GG44B	1/4	1/2	27	24
3/8x1/2GG44B	3/8	1/2	17	26



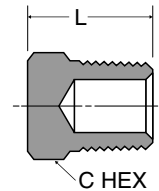
HHP3 Hollow Hex Head Plug BSPT

PART NO.	BSPT	C HEX	L
1/8HHP3B	1/8	5	8
1/4HHP3B	1/4	6	10
3/8HHP3B	3/8	8	11
1/2HHP3B	1/2	10	13



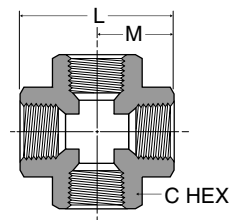
HP3 Hex Plug BSPT

PART NO.	BSPT	C HEX	L
1/8HP3B	1/8	10	12
1/4HP3B	1/4	14	16
3/8HP3B	3/8	17	17
1/2HP3B	1/2	22	21
3/4HP3B	3/4	27	24
1HP3B	1	36	27



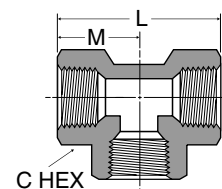
KMMOO4 Pipe Cross BSPP

PART NO.	BSPP	C HEX	L	M
1/8KMMOO4B	1/8	14	29	14.5
1/4KMMOO4B	1/4	17	36	18.0
3/8KMMOO4B	3/8	22	44	22.0
1/2KMMOO4B	1/2	27	58	29.0



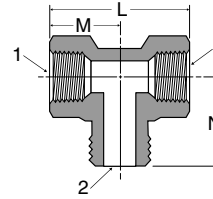
MMO444 Pipe Tee BSPP

PART NO.	BSPP	C HEX	L	M
1/8MMO444B	1/8	14	29	14.5
1/4MMO444B	1/4	17	36	18.0
3/8MMO444B	3/8	22	44	22.0
1/2MMO444B	1/2	27	58	29.0
3/4MMO444B	3/4	32	62	31.0
1MMO444B	1	40	85	42.5



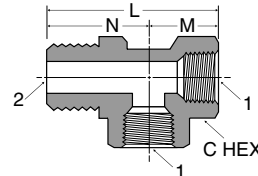
MMS443 Branch Tee Female-Male-Female BSPP-BSPT-BSPP

PART NO.	BSPP 1	BSPT 2	L	M	N
1/8MMS443B	1/8	1/8	29	14.5	17
1/4MMS443B	1/4	1/4	36	18.0	22
3/8MMS443B	3/8	3/8	48	24.0	25
1/2MMS443B	1/2	1/2	62	31.0	32



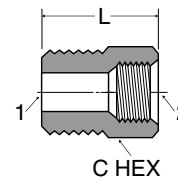
MRO434 Run Tee Female-Female-Male BSPP-BSPP-BSPT

PART NO.	BSPP 1	BSPT 2	C HEX	L	M	N
1/8MRO434B	1/8	1/8	14	32	15	17
1/4MRO434B	1/4	1/4	17	40	18	22
3/8MRO434B	3/8	3/8	24	49	24	25
1/2MRO434B	1/2	1/2	30	63	31	32



PTR34 Pipe Thread Reducer male-female BSPT-BSPP

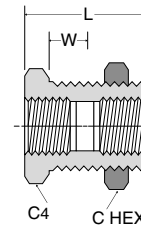
PART NO.	BSPT 1	BSPP 2	C HEX	L
1/4x1/8PTR34B	1/4	1/8	14	16
3/8x1/8PTR34B	3/8	1/8	17	17
3/8x1/4PTR34B	3/8	1/4	17	17
1/2x1/8PTR34B	1/2	1/8	22	22
1/2x1/4PTR34B	1/2	1/4	22	22
1/2x3/8PTR34B	1/2	3/8	22	22
3/4x3/8PTR34B	3/4	3/8	27	23
3/4x1/2PTR34B	3/4	1/2	27	23
1x1/2PTR34B	1	1/2	36	27
1x3/4PTR34B	1	3/4	36	27



F

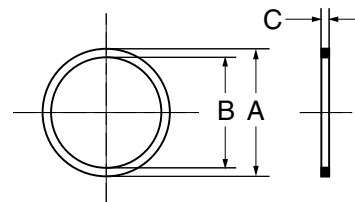
WGG44 Bulkhead Female Union BSPP

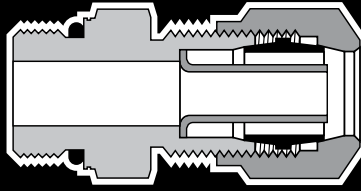
PART NO.	BSPP	STRAIGHT THREAD	C HEX	C4	L	W
1/8WGG44B	1/8	M16x1.5	19	22	22	12
1/4WGG44B	1/4	M20x1.5	24	24	22	12
3/8WGG44B	3/8	M23x1.5	27	27	24	12
1/2WGG44B	1/2	M27x1.5	32	32	28	14
3/4WGG44B	3/4	M34x1.5	41	41	31	13
1WGG44B	1	M45x2	55	55	36	12



Copper Rings for BSPP

PART NO.	BSPP	A	B	C
112-5-10	1/8	16.0	9.9	1.5
112-8-13	1/4	19.0	13.5	1.5
112-12-17	3/8	24.0	16.9	1.5
112-15-21	1/2	27.0	21.2	2.0





ISO Port Adapters

Advantages

To simplify the installation of hydraulic and pneumatic systems, Parker supplies a range of ISO Port Adapters for various sizes of metric threads and end configurations. These adapters include NPTF, flare, hose barb and NTA end configurations. Viton o-rings are standard on all ISO adapters.

Specifications

Meets dimensional requirements of ISO 6149-3 and SAE 2244-3.

Applications

Use with brass, copper or J844 type A & B nylon tubing. Manufactured for low and medium pressure line connection work.

Working Pressure and Temperature Ranges

Dependent on tubing or hose end connection

Nomenclature

Part numbers are constructed from symbols that identify the style and size of the fitting. The first series of numbers and letters identifies the style and type fitting. The second series of numbers describes the size.

Example:

1 59 F - 10 MI - 27

Forging (1) _____
 45° Male Elbow _____
 45° Flare _____
 5/8" (10/16) Tube Size _____
 MI-Metric ISO Port _____
 27mm Port Thread _____

F

Special Fittings

Fitting configurations and / or sizes other than those shown in the catalog can be furnished. It is suggested that a print or sketch be submitted with the inquiry.

Pricing

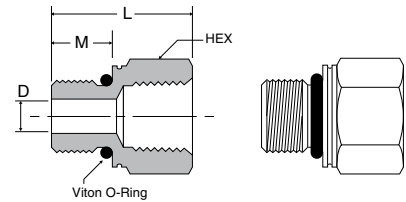
Only items priced in current supplementary price list PL3501 are carried in stock. Price and delivery for non-stock items furnished on request for specified quantity.

Pipe to Metric Adaptor 222P-X-MIX

PART NUMBER	NPTF	METRIC THREAD	HEX	L	M	D
222P-2-MI10	1/8-27	M10 x 1.0	9/16	.75	.34	.18
222P-2-MI14	1/8-27	M14 x 1.5	3/4	.91	.43	.30
222P-4-MI12	1/4-18	M12 x 1.5	11/16	1.09	.43	.24
222P-4-MI14	1/4-18	M14 x 1.5	3/4	1.09	.43	.30
222P-6-MI16	3/8-18	M16 x 1.5	7/8	1.16	.45	.35
222P-6-MI22	3/8-18	M22 x 1.5	1 1/16	1.05	.51	.47
222P-8-MI27	1/2-14	M27 x 2.0	1 1/4	1.32	.63	.60

Note: Viton o-ring is standard

For working pressure and Temperature see Metric Adapters Section

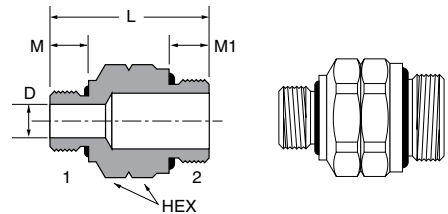


Metric Straight Thread Union M16M22F8UHA8UB

PART NUMBER	METRIC THD 1	METRIC THD 2	L (mm)	HEX (mm)	M (mm)	M1 (mm)	D (mm)
M16M22F8UHA8UB	M16X1.5	M22X1.5	43	27	10	12.5	9.0

Note: Viton o-ring is standard

For working pressure and Temperature see Metric Adapters Section



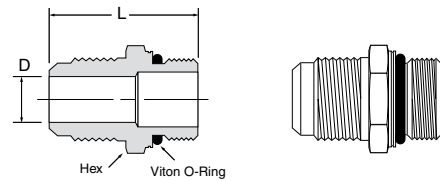
F

Flare to Metric Adaptor 48F-X-MIX

PART NUMBER	TUBE SIZE	METRIC THREAD	HEX	L	D
48F-8-MI16	1/2	M16 X 1.5	7/8	1.60	.35
48F-10-MI27	5/8	M27 x 2.0	1 1/4	1.87	.50
48F-12-MI27	3/4	M27 x 2.0	1 1/4	1.99	.63

Note: Viton o-ring is standard

For working pressure and Temperature see SAE Flare Section

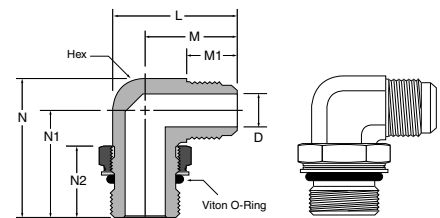


Flare Elbow to Metric Adaptor 149F-X-MIX

PART NUMBER	TUBE SIZE	METRIC THREAD	HEX	L	M	M1	N	N1	N2	D
149F-10-MI27	5/8	M27 x 2.0	7/8	1.95	1.46	.88	2.12	1.63	1.09	.50

Note: Viton o-ring is standard

For working pressure and Temperature see SAE Flare Section

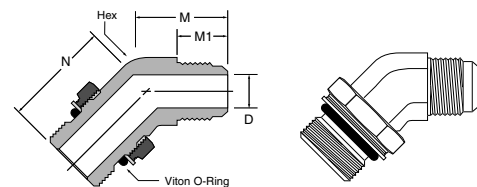


45° Flare Elbow to Metric Adaptor 159F-X-MIX

PART NUMBER	TUBE SIZE	METRIC THREAD	HEX	M	M1	N	D
159F-8-MI16	1/2	M16 X 1.5	13/16	1.10	.75	1.16	.36
159F-10-MI27	5/8	M27 x 2.0	1 1/8	1.21	.88	1.50	.50

Note: Viton o-ring is standard

For working pressure and Temperature see SAE Flare Section

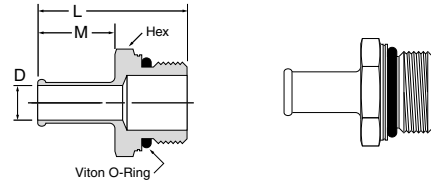


Hose Barb to Metric Adaptor 68HB-X-MIX

PART NUMBER	TUBE SIZE	METRIC THREAD	HEX	L	M	D
68HB-6-M12	3/8	M12 x 1.5	11/16	1.50	.78	.24
68HB-6-M14	3/8	M14 1.5	3/4	1.51	.78	.30
68HB-8-M12	1/2	M12 x 1.5	11/16	1.50	.78	.24
68HB-10-M127	5/8	M27 x 2.0	1 1/4	1.77	.78	.50

Note: Viton o-ring is standard

For working pressure and Temperature see Hose Barb Section

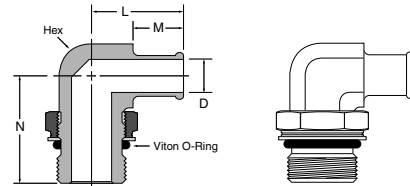


Beaded Elbow to Metric Adaptor 169HB-X-MIX

PART NUMBER	HOSE SIZE	METRIC THREAD	HEX	L	M	N	D
169HB-10-MI27	5/8	M27 x 2.0	7/8	1.41	.78	1.63	.50
169HB-16-MI27	1	M27 x 2.0	1	1.67	.97	1.68	.71

Note: Viton o-ring is standard

For working pressure and Temperature see Hose Barb Section

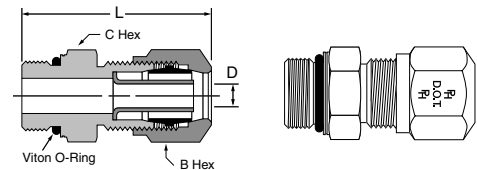


NTA to Metric Adaptor 68NTA-X-MIX

PART NUMBER	TUBE SIZE	METRIC THREAD	B HEX	C HEX	L	D
68NTA-4-MI10	1/4	M10 x 1.0	9/16	9/16	1.33	.140

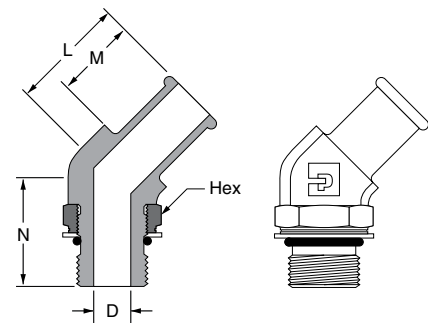
Note: Viton o-ring is standard

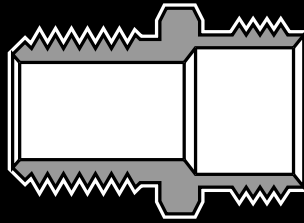
For working pressure and Temperature see Air Brake-NTA Section



Beaded Hose Barb 45° Elbow to Metric Thread 179HB-X-MIX

PART NUMBER	HOSE SIZE	METRIC THREAD	HEX	L	M	N	D
179HB-12-MI18	3/4	M18 x 1.5	13/16	1.15	.78	1.16	.44
179HB-16-MI27	1	M27 x 2.0	1 1/16	1.51	.97	1.71	.71





Garden Hose Fittings

Advantages

All fitting pipe threads are made to Dryseal standards. Connectors, unions, nuts and extruded elbows and tees are machined from CA 360 and CA 345 brass.

Sizes

Pipe sizes are determined by the number of sixteenths of an inch in the pipe size.

Temperature and Working Pressure Ranges

From +35°F. to +100°F. at 75 PSI maximum or the recommended working pressure of garden hose. (not to exceed 150 PSI.)

Pricing

Only items priced in current supplementary price list PL3501 are carried in stock. Price and delivery for non-stock items furnished on request for specified quantity.

Note: 90GH is intended for use with 97HC hose clamp or crimped ferrule.

Note: All female connector ends should have a rubber washer (901GH-12) inserted prior to usage.

Order

By part number and name.

Nomenclature

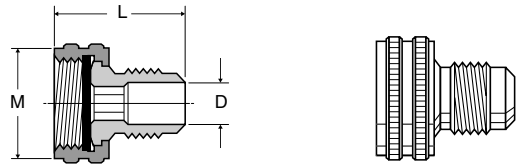
Part numbers are constructed from symbols that identify the style and size of the fitting. The first series of numbers and letters identifies the style and type fitting. The second series of numbers describes the size.

Example:

	50GH	SV	-6	-12
Garden Hose	_____			
Swivel Connector		_____		
3/8" Tube O.D.			_____	
3/4" Hose Thread				_____

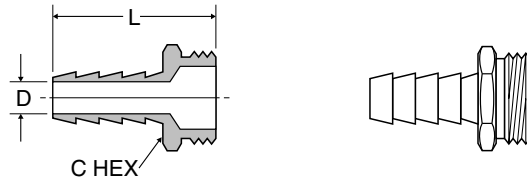
Swivel Connector SAE Flare to Female Hose Thread 50GHSV

PART NO.	TUBE SIZE	HOSE THREAD	L	M	FLOW DIA.D
50GHSV-6-12	3/8	3/4	1.25	1.15	.297
50GHSV-8-12	1/2	3/4	1.34	1.15	.406



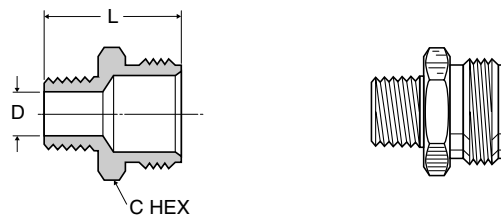
Hose Barb to Male Hose Thread 53GH, 54GH & 55GH

PART NO.	I.D. HOSE SIZE	HOSE THREAD	C HEX	L	FLOW DIA.D
53GH-8-12	1/2	3/4	1-1/16	1.88	.375
54GH-10-12	5/8	3/4	1-1/16	1.88	.500
55GH-12-12	3/4	3/4	1-1/16	1.88	.625



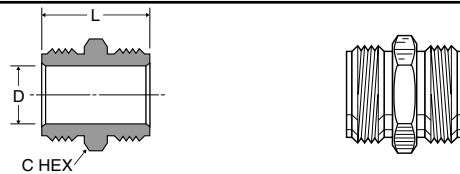
Male Hose to Male Pipe 69GH, 70GH, 71GH

PART NO.	HOSE THREAD	PIPE THREAD	C HEX	L	FLOW DIA.D
69GH-12-4	3/4	1/4	1-1/16	1.25	.410
69GH-12-6	3/4	3/8	1-1/16	1.25	.406
70GH-12-8	3/4	1/2	1-1/16	1.39	.531
71GH-12-12	3/4	3/4	1-1/16	1.41	.750



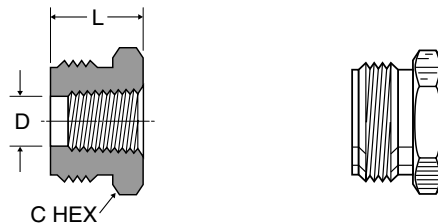
Male Hose to Male Hose 75GH

PART NO.	HOSE THREAD	C HEX	L	FLOW DIA.D
75GH-12	3/4	1-1/16	1.25	.750



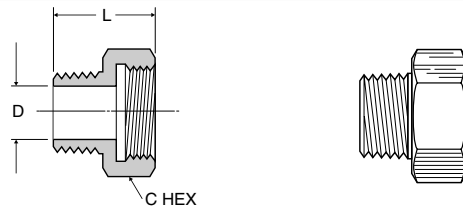
Male Hose to Female Pipe 78GH, 79GH, 80GH & 81GH

PART NO.	HOSE THREAD	PIPE THREAD	C HEX	L	FLOW DIA.D
78GH-12-4	3/4	1/4	1-1/16	.75	.422
79GH-12-6	3/4	3/8	1-1/16	.75	.562
80GH-12-8	3/4	1/2	1-1/16	.75	.687
81GH-12-12	3/4	3/4	1-3/16	1.28	.719



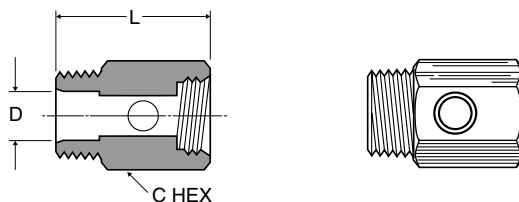
Female Hose to Male Pipe 82GH & 83GH

PART NO.	HOSE THREAD	PIPE THREAD	C HEX	L	FLOW DIA.D
82GH-12-8	3/4	1/2	1-3/16	1.20	.562
83GH-12-12	3/4	3/4	1-3/16	1.22	.750



Special Filter Adapter 84GH

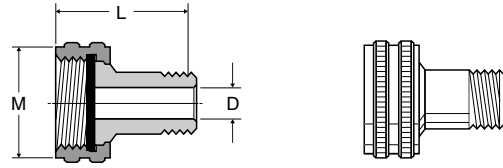
PART NO.	HOSE THREAD	PIPE THREAD	C HEX	L	FLOW DIA.D
84GH-8-8	1/2	1/2	15/16	1.53	.530



F

Swivel Connector Female Garden Hose to Male Pipe 88GH

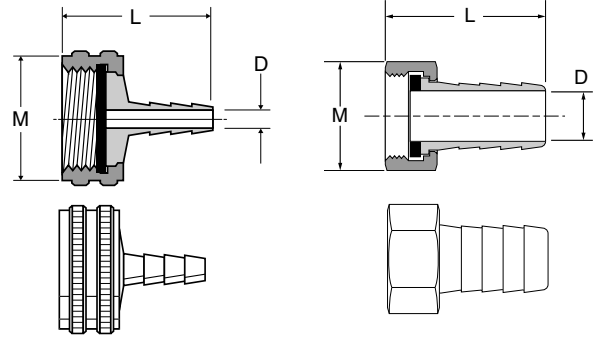
PART NO.	HOSE THREAD	PIPE THREAD	L	M	FLOW DIA.D
88GH-12-4	3/4	1/4	1.69	1.15	.312
88GH-12-6	3/4	3/8	1.69	1.15	.406



Swivel Connector Female Garden Hose to Hose Barb 90GH

PART NO.	HOSE THREAD	I.D. HOSE SIZE	L	M	FLOW DIA.D
90GH-12-3	3/4	3/16	1.29	1.15	.125
90GH-12-4	3/4	1/4	1.21	1.15	.187
90GH-12-6	3/4	3/8	1.21	1.15	.281
90GH-12-8	3/4	1/2	1.21	1.15	.375
90GH-12-10*	3/4	5/8	1.93	1.19	.500
90GH-12-12*	3/4	3/4	1.93	1.19	.625

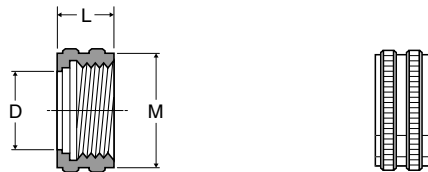
*Denotes hex body



F

Knurled Hose Nut 94GH

PART NO.	HOSE THREAD	L	M	FLOW DIA.D
94GH-12	3/4	.57	1.15	.808



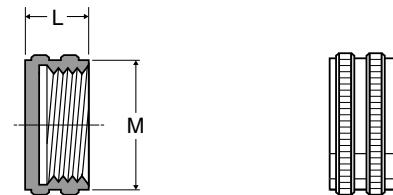
Hose Nut Reducer 95GH

PART NO.	HOSE THREAD	PIPE THREAD	C HEX	L
95GH-12-2	3/4	1/8	1-1/8	.63



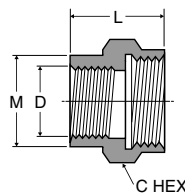
Hose Cap Nut 96GH

PART NO.	HOSE THREAD	L	M
96GH-12	3/4	.50	1.15



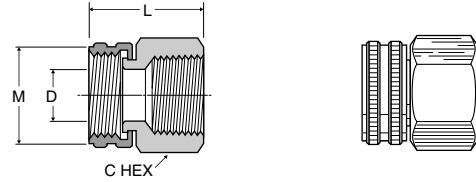
Female Hose to Female Pipe 98GH & 99GH

PART NO.	HOSE THREAD	PIPE THREAD	C HEX	L	M	FLOW DIA.D
98GH-12-8	3/4	1/2	1-3/16	1.14	1.01	.687
99GH-12-12	3/4	3/4	1-3/16	1.25	1.17	.750



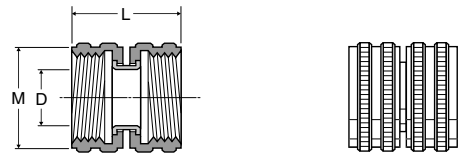
Swivel Connector Female Hose to Female Pipe 98GHSV & 99GHSV

PART NO.	HOSE THREAD	PIPE THREAD	C HEX	L	M	FLOW DIA.D
98GHSV-12-8	3/4	1/2	1	1.27	1.21	.687
99GHSV-12-12	3/4	3/4	1-3/16	1.34	1.21	.687



Swivel Nut Connector 101GHSV

PART NO.	HOSE THREAD	L	M	FLOW DIA.D
101GHSV-12	3/4	1.25	1.15	.625



Rubber Garden Hose Coupling Washer 901GH

PART NO.	HOSE THREAD
----------	-------------

901GH-12 3/4
 NOTE: All female connector ends should have this rubber washer installed prior to usage.



Hydraulic Quick Couplings/High Flow Couplings

Applications

Parker Water Service Couplings are used anywhere water hoses are connected and disconnected frequently. They are used on a wide variety of applications including garden hoses, wash down systems, and mobile water tank lines. The unvalved design permits maximum flow with minimum pressure drop.

Features

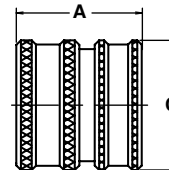
- Brass and stainless steel construction for heavy duty service.
- Durable 4-ball locking mechanism for secure connections.
- Quality, temperature-resistant nitrile seals for a leak-free service life.

Specifications

Body Size	3/4"
Rated Pressure (PSI)	200
Rated Flow (GPM)	28
Temperature Range (std seals)	-40°F to +250°F

High Flow Coupler 1163-60-BPD

PART NO.	BODY SIZE	THREAD SIZE NH	A	C
1163-60-BPD	3/4	3/4-11 1/2	1.12	1.21



High Flow Nipple 1163-61-BPD

PART NO.	BODY SIZE	THREAD SIZE NH	D	E
1163-61-BPD	3/4	3/4-11 1/2	1.25	.50

